


# Integrity™ 9420

Framed pivoting shower screen system with semi-framed door



The Australian Design Mark certifies that this product has been assessed by an independent panel of experts against over 60 criteria related to:

- Performance • Value
- Appearance • Durability
- Safety • Ease of use • Construction
- Technology • After sales service
- Environmental Effects

And has been judged to be internationally competitive

STANDARDS AUSTRALIA ✓



**MILDURA GLASS  
& ALUMINIUM**

# Integrity™ 9420 Framed pivoting shower screen system with semi-framed door


**Integrity™ 9420 represents an Australian Design Mark Award winning product, featuring a low profile twin tiered sill design.**

## Exceptional Value

**Integrity™ 9420** provides the opportunity to indulge your imagination and create the absolute premium bathroom design at a surprisingly affordable price.

## Advanced Sill Design

Contoured fully enclosed twin-tiered sill design directs water run-off into shower base. Gasket sealing system ensures maximum water resistance. Low profile design is foot-friendly, unobtrusive and reduces external splashing for a cleaner, drier and safer bathroom.



## Handle Selection

An extensive range of handles are available in your choice of either clear acrylic, brass, aluminium powder coated and gold, chrome or satin chrome plated finishes. Full length continuous double-handle stiles are also available and are user friendly and safe for all members of the family.



## Components

Component and design features combine to provide convenience and colour co-ordination.


- Snap Caps
- Dress Trims
- Pivot Blocks
- Anti-bacterial clear (i.e. frost) and colour matched glazing vinyl

## Safety

**Integrity™ 9420** Shower Screen Systems are glazed to comply with the requirements of Australian Standards AS2208 and AS1288.

## Patented Pivot Mechanism

Utilising a stainless steel pivot pin, the **Integrity™ 9420** Shower Screen System features a 'positive close' low friction design mechanism, providing the benefit of whisper quiet and trouble free operation.



The 'lowering' effect of the design automatically reduces the gap between door and sill on door closure, which further assists with elimination of external splashing and improved water resistance.

## Integrated Fixed Panel

Fixed panels (where required) are glazed directly into the outer frame, minimising the potential for residue accumulation.



## Water Resistance

4mm spacing at the sill significantly improves water resistance and eliminates splashing.



## Low Maintenance

Smooth contoured profiles minimise soap and residue accumulation and the need for cleaning.

## Glass Size

Designed specifically for use with four (4), five (5) and six (6) mm toughened glass. Will accept 6.38 mm laminated glass if desired.

## Design Flexibility

**Integrity™ 9420** Shower Screen Systems can be designed for installation into most bathrooms. Ask your distributor for advice on a design to suit your needs.

## Colour Selection

	Black
	Rose Ash
	Wild Grey
	White Birch
	APO Grey
	Tropics
	Almond Cream
	Almond Ivory
	White
	Bright Satin
	Bright Bronze
	Bright Gold
	Bright Natural
	Matt Bronze
	Matt Gold
	Matt Natural

Special colours available on request.

**Obligation-free measure & quote** Please call for an obligation-free measure and quote, and also ask for details on matching:

MIROX FINELINE™ Mirror Framing Systems, the Australian Design Award winning Space:Maker SOFTLINE™, MIRRORLINE™, STRONGLINE™ and PANELDOOR™ Sliding Wardrobe Door Systems, the Australian Design Award winning SERIES 9300™ Sliding/Pivoting Shower Screen Systems range, the Australian Design Mark INTEGRITY 9400™ Pivoting Shower Door Systems range and FreeStyle™ Shower and Bath Screen Systems. Profile™ 2040, Contour™ 2050, Mirage 3050™, Eden 3040™ Perimeter Framed Shower Screen Systems.

## Available from:



161 Tenth Street, Mildura VIC 3500

Ph - (03) 5022 7411

Fax - (03) 5022 7499

Email - mildura.glass@bigpond.com